

Carbon Reduction Plan – Liberata UK Limited – 7 March 2022

Commitment to Achieving Net Zero

Liberata UK Limited is committed to achieving Net Zero emissions by 2040.

Baseline Emissions Footprint

Baseline emissions are a record of the greenhouse gases that have been produced in the past and were produced prior to the introduction of any strategies to reduce emissions. Baseline emissions are the reference point against which emissions reduction can be measured.

Table 1 : Baseline year emissions

Baseline Year: 2020	
Additional Details relating to the Baseline Emissions calculations.	
<p>The Baseline carbon footprint has been calculated using the energy consumptions and emissions from the sources included in our SECR report for the year ending December 2020. Those scope 1, 2 and 3 emissions required in addition by the Carbon Reduction Plan Guidance were then calculated and added to the SECR totals.</p> <p>The year 2020 is the earliest period for which reliable collated data are available but comprises a period when company operations were untypically constrained, by Covid-related influences, and as a result the baseline carbon footprint is also untypically low. While we remain committed to achieving net-zero by the stated date, it is likely that progress toward that target may, initially at least, be hesitant. If, and when, operations return to more normal levels we may adopt a more typical period to calculate a revised baseline and target progress trajectory against which to report progress.</p>	
Baseline year emissions: Creation of an initial baseline.	
EMISSIONS	TOTAL (tCO₂e)
Scope 1	221.1
Scope 2	222.3
Scope 3 (Included Sources)	55.5
Total Emissions	499.0

Current Emissions Reporting

Table 2 : Reporting year emissions

Reporting Year: 2021	
EMISSIONS	TOTAL (tCO ₂ e)
Scope 1	223.1
Scope 2	190.6
Scope 3 (Included Sources)	55.0
Total Emissions	468.7 (-6.1% of Baseline)

Year-on-Year Comparison of Emissions by Source

The figures below illustrates the relative percentages of total emissions by source for the current reporting year compared with those for the baseline year, and help to illustrate which sources represent the greatest changes in emissions when compared with the baseline year.

Note that the calculations for each year, and in particular for 2021, incorporate a significant proportion of estimated data. Although these estimations are considered acceptably robust for the present purpose, it is to be hoped that improved data acquisition procedures will improve the accuracy of the calculations in subsequent years.

Figure 1: Carbon Emissions by source 2020

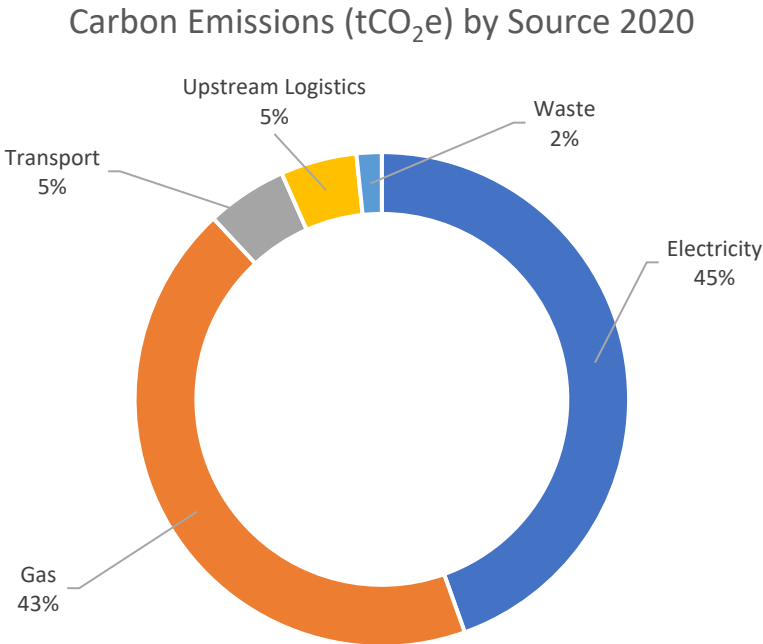
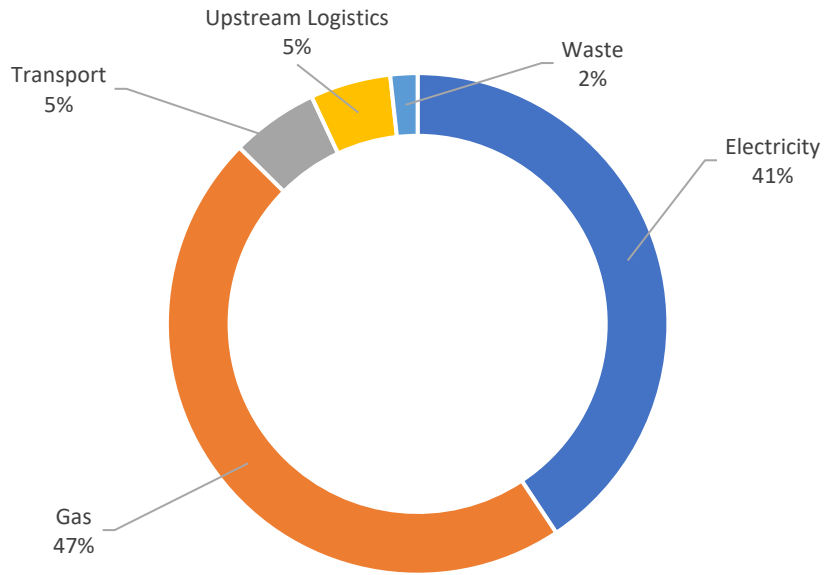


Figure 2: Carbon Emissions by source 2021

Carbon Emissions (tCO₂e) by Source 2021



Emissions Reduction Targets

In order to continue our progress to achieving Net Zero, we have adopted the following carbon reduction targets:

- Achieve a 100% reduction of direct carbon dioxide equivalent (CO₂e) emissions by 2040.

We project that carbon emissions will decrease over the next five years to 345.4 tCO₂e by 2026. This is a reduction of 31% compared with the 2020 baseline.

Progress against these targets can be seen in the graph below:

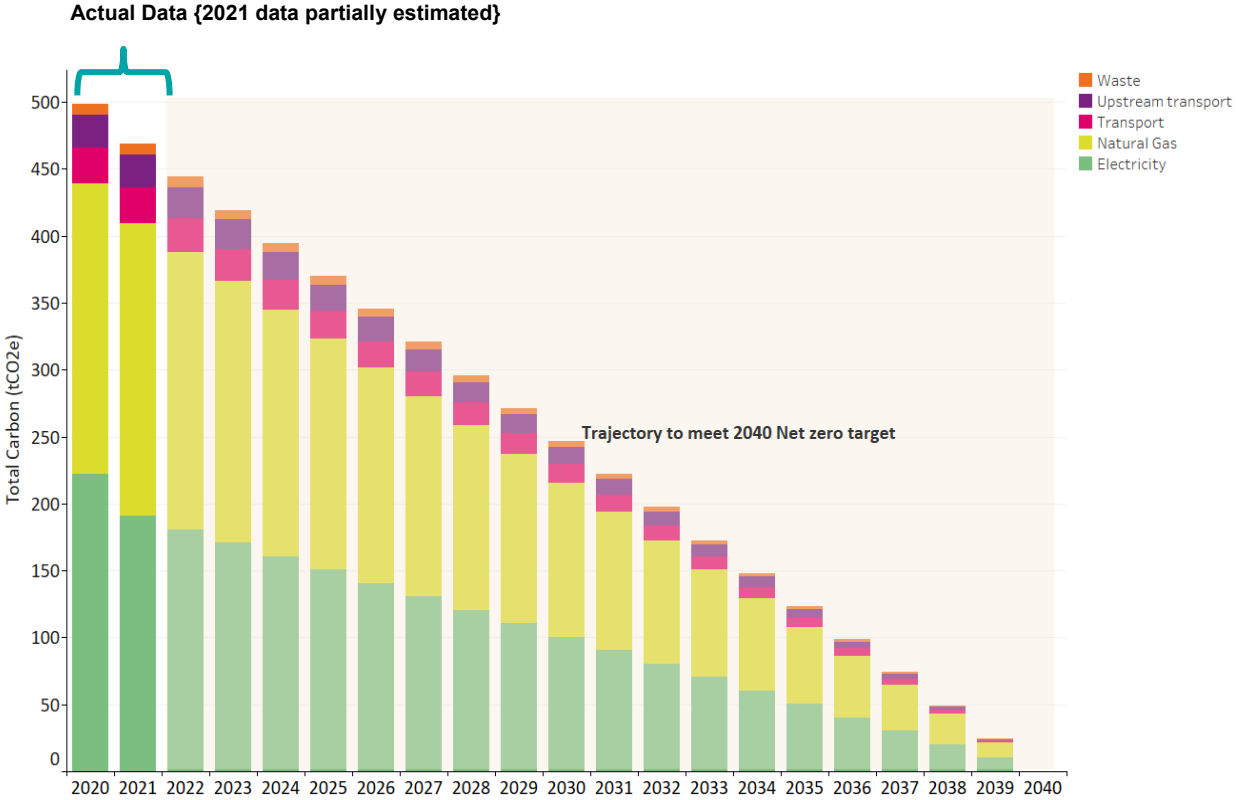


Figure 3: Total Carbon Emissions 2020-2040

Carbon Reduction Projects

Completed carbon reduction initiatives

The following environmental management measures and projects have been completed or implemented since the 2020 baseline.

- Office Lighting - Automatic movement sensor lighting installed.
- Use of office electrical equipment e.g. copiers, printers PCs, kitchen equipment - Employee awareness of personal control measures. Copiers/printers automatically go into sleep mode when not in use. Other office equipment switched off after use.
- Hot water - Use of energy efficient water heater in kitchens (point of use boiler). Regularly serviced and descaled. Regular weekly monitoring.
- Air Conditioning - Regular servicing and maintenance of the air conditioning. Local control of BMS system per floor to optimise efficiency.
- Working towards ISO 14001 – implementation delayed due to Covid.

The carbon emission reduction achieved by these schemes is estimated to be to 37.4 tCO₂e, a 7.5% reduction against the 2020 baseline. This is not, however, fully reflected in the year-on-year comparison since the baseline reporting period corresponds to a period when company operations were temporarily constrained. The measures will remain in effect when performing the contract and the savings should become apparent if and when a baseline is adopted which represents a more typical operating period.

Pending carbon reduction initiatives

In the future we hope to implement further measures such as:

- Full implementation of ISO 14001
- Procurement of energy supplies from renewable sources
- Decarbonisation of heating systems
- Increased reuse and recycling of consumables.
- Increased co-location of data services to low carbon centres

Declaration and Sign Off

This Carbon Reduction Plan has been completed in accordance with PPN 06/21 and associated guidance and reporting standard for Carbon Reduction Plans.

Emissions have been reported and recorded in accordance with the published reporting standard for Carbon Reduction Plans and the GHG Reporting Protocol corporate standard¹ and uses the appropriate Government emission conversion factors for greenhouse gas company reporting².

Scope 1 and Scope 2 emissions have been reported in accordance with SECR requirements for non-quoted companies, and the required subset of Scope 3 emissions have been reported in accordance with the published reporting standard for Carbon Reduction Plans and the Corporate Value Chain (Scope 3) Standard³. Note that in respect of the requirement to report emissions relating to downstream transportation and distribution, this company has no significant physical output and thus has no downstream transportation. This category of emissions has thus been omitted from Figure 1.

This Carbon Reduction Plan has been reviewed and approved by the Board of Directors of Liberata UK Limited.

Signed:



Charles Bruin, CEO

7 March 2022

¹ <https://ghgprotocol.org/corporate-standard>

² <https://www.gov.uk/government/collections/government-conversion-factors-for-company-reporting>

³ <https://ghgprotocol.org/standards/scope-3-standard>